

# TSS 500N4

## TELECOM SURGE GENERATOR AS PER ITU / FCC UP TO 4 KV



### FOR TESTS ACCORDING TO ...

- > EN 60950-1
- > EN 61000-4-5
- > FCC 97-270 (part 68)
- > IEC 60065
- > IEC 60950-1
- > IEC 61000-4-5
- > ITU-T K.17
- > ITU-T K.20
- > ITU-T K.28
- > ITU-T K.45

### TSS 500N4 - COMPACT TELECOM SURGE GENERATOR WITH 10/700 US TEST PULSE







Telecommunication networks are exposed to lightning events. Therefore telecommunications equipment being connected to the outside world need to have appropriate protection to show an acceptable immunity to surge transients in order not to fail in case of lightning events. Telecom Surge simulators of the TSS 500N-series are used to proof the immunity of telecommunications equipment.

The TSS 500N4 is used to perform tests as per IEC 61000-4-5 and related standards and complies with the requirements of ITU-T and FCC 97-270 (part 68) for Surge B pulse.

### HIGHLIGHTS

- > **Standalone tester for 10/700 µs pulse as per IEC 61000-4-5**
- > **Complies to ITU-T**
- > **Complies to FCC part 68 (Surge B pulses)**
- > **Built-in CDNs for 2-wire and 4-wire applications**
- > **Manual operation**
- > **Standard Test routines**

### APPLICATION AREAS

- |  |   |
|--|---|
|  INDUSTRY   |  TELECOM     |
|  COMPONENTS |  RESIDENTIAL |
|  MEDICAL    |   |
|  BROADCAST  |   |

**TECHNICAL DETAILS**

**TELECOM SURGE GENERATOR**

AS PER ITU AND ETS RECOMMENDATIONS	
	Pulse 1.2/50 µs
Voltage (o.c.)	160 V - 4,000 V ±10%
Rise time*)	1.0 µs ± 30%
Pulse duration*)	50 µs ± 20%
Energy storage capacitor	1 µF
	Pulse 10/700 µs
Rise time*)	6.5µs ± 30%
Pulse duration*)	700 µs ± 20%
Energy storage capacitor	20 µF
Polarity	Positive, negative or alternating
Counter	1 - 30,000 or endless
	*) definition of waveform parameters as per IEC 60469-1. As per IEC 61000-4-5 this is considered to be equal to the waveform parameter definition as per IEC 60060-1 for the 1.2/50µs pulse and CCITT for the 10/700µs pulse.

AS PER FCC PART 68, PULSE B	
Voltage (o.c.)	160 V - 4,000 V ±10%
Front time	9 µs ± 30%
Decay time	720 µs ± 20%
Current (s.c.)	4 A - 100 A
Front time	5 µs ± 30%
Decay time	320 µs ± 20%
Energy storage capacitor	20 µF
Polarity	Positive, negative or alternating
Counter	1 - 30,000 or endless

**TELECOM SURGE GENERATOR**

AS PER IEC 61000-4-5	
	Pulse 10/700µs
Voltage (o.c.)	160 V - 4,000 V ±10%
Rise time*)	6.5 µs ± 30%
Pulse duration*)	700 µs ± 20%
Current (s.c.)	4 A - 100 A
Rise time*)	5 µs ± 20%
Pulse duration*)	320 µs ± 20%
Energy storage capacitor	20 µF
Polarity	Positive, negative or alternating
Counter	1 - 30,000 or endless

COUPLING AS PER	
ITU-T	2-wire: T and R with 25 ohm each
FCC part 68	2 wire: T and R with 25 ohm each
IEC 61000-4-5	4-wire: T,R,T1,R1 with 25 ohm each

TRIGGER	
Automatic	Automatic pulse release
Manual	Single pulse release
External	External pulse release
CRO trigger	5V trigger signal for oscilloscope

## TECHNICAL DETAILS

## GENERAL DATA

## TEST ROUTINES

Quick Start	Immediate start; easy to use and fast
User Test routines	Change Polarity after n pulses Change voltage after n pulses
Standard Test routines	IEC 61000-4-5 Level 1,000 V IEC 61000-4-5 Level 2,000 V IEC 61000-4-5 Level 4,000 V FCC part 68, Pulse B Metallic 1,000 V FCC part 68, Pulse B Longitudinal 1,500V
Service	Service, setup, self test

## INTERFACE

Serial interface	USB
Parallel interface	IEEE 488, addresses 1 - 30

## SAFETY

Safety circuit	Control input (24 Vdc)
Warning lamp	Floating output contact

## GENERAL DATA

Dimensions, weight	19"/3HU, approx. 20 kg
Supply voltage	115/230 V +10/-15%
Fuses	2x 2 AT (230 V) or 2x 4 AT (115 V)
Temperature	10° C to 35° C
Rel. humidity	Max. 85 %, non condensing
Atmospheric pressure	86 kPa (860 mbar) to 106 kPa (1,060 mbar)

## OPTIONS

## OPTIONS

CNV 504T5	Coupling/decoupling network for unshielded symmetrical lines (communication lines) as per IEC/EN 61000-4-5 Ed.3 (fig. 10) for 4 lines.
CNV 508T5	Coupling/decoupling network for unshielded symmetrical lines (communication lines) as per IEC/EN 61000-4-5 Ed.3 (fig. 10) for 8 lines.
iec.control 1	Software to control the test, including standard library, test report facility and data conversion generator

# COMPETENCE WHEREVER YOU ARE



## CONTACT EM TEST DIRECTLY

### Switzerland

AMETEK CTS GmbH › Sternenhofstraße 15 › 4153 Reinach › Switzerland  
Phone +41 (0)61 204 41 11 › Fax +41 (0)61 204 41 00  
Internet: [www.ametek-cts.com](http://www.ametek-cts.com) › E-mail: [sales.conducted.cts@ametek.com](mailto:sales.conducted.cts@ametek.com)

### Germany

AMETEK CTS Europe GmbH › Customer Care Center EMEA › Lünener Straße 211  
› 59174 Kamen › Germany  
Phone +49 (0) 2307 26070-0 › Fax +49 (0) 2307 17050  
Internet: [www.ametek-cts.com](http://www.ametek-cts.com) › E-mail: [info.cts.de@ametek.com](mailto:info.cts.de@ametek.com)

### Poland

AMETEK CTS Europe GmbH › Biuro w Polsce › ul. Twarda 44 › 00-831 Warsaw › Poland  
Phone +48 (0) 518 643 12  
Internet: [www.ametek-cts.com](http://www.ametek-cts.com) › E-mail: [Infopolska.cts@ametek.com](mailto:Infopolska.cts@ametek.com)

### USA / Canada

AMETEK CTS US › 52 Mayfield Ave › Edison › NJ 08837 › USA  
Phone +1 732 417 0501  
Internet: [www.ametek-cts.com](http://www.ametek-cts.com) › E-mail: [usasales.cts@ametek.com](mailto:usasales.cts@ametek.com)

### P.R. China

AMETEK Commercial Enterprise (Shanghai) Co. Ltd. › Beijing Branch › Western Section, 2nd floor › Jing Dong Fang Building (B10) › Chaoyang District › Beijing, China, 100015  
Phone +86 10 8526 2111 › Fax +86 (0)10 82 67 62 38  
Internet: [www.ametek-cts.com](http://www.ametek-cts.com) › E-mail: [chinasales@ametek.com](mailto:chinasales@ametek.com)

### Republic of Korea

EM TEST Korea Limited › #405 › WooYeon Plaza › #986-8 › YoungDeok-dong › Giheung-gu › Yongin-si › Gyeonggi-do › Korea  
Phone +82 (31) 216 8616 › Fax +82 (31) 216 8616  
Internet: [www.emtest.co.kr](http://www.emtest.co.kr) › E-mail: [sales@emtest.co.kr](mailto:sales@emtest.co.kr)

### Singapore

AMETEK Singapore Pte. Ltd › No. 43 Changi South Avenue 2 › 04-01 Singapore 48164  
Internet: [www.ametek-cts.com](http://www.ametek-cts.com) › E-mail: [singaporesales.cts@ametek.com](mailto:singaporesales.cts@ametek.com)

### Great Britain

AMETEK GB › 5 Ashville Way › Molly Millars Lane › Wokingham › Berkshire RG41 2 PL › Great Britain  
Phone +44 845 074 0660  
Internet: [www.ametek-cts.com](http://www.ametek-cts.com)

Information about scope of delivery, visual design and technical data correspond with the state of development at time of release. Subject to change without further notice.